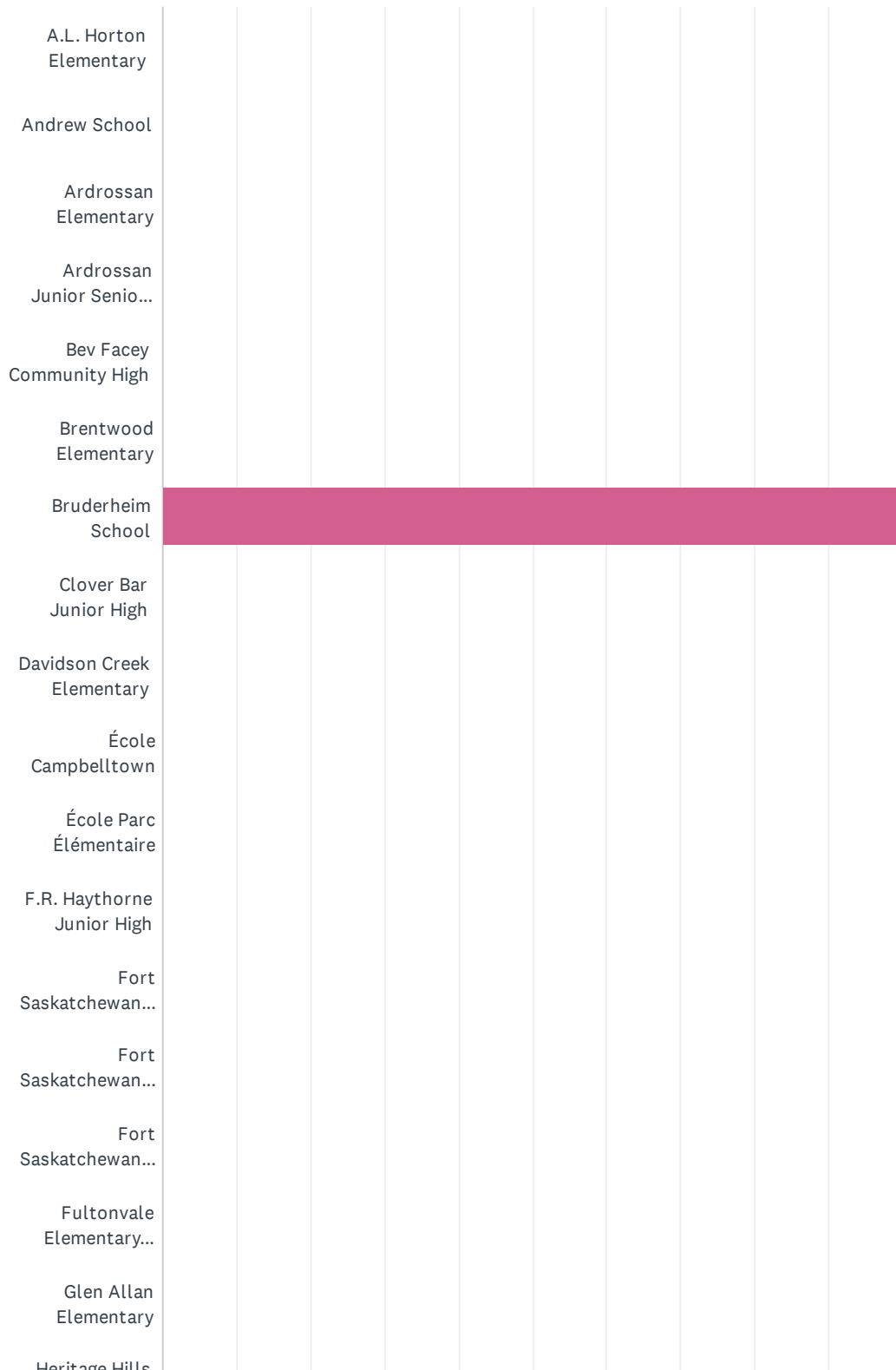


Q1 What school does your child currently attend? If you have more than one child attending an EIPS school or a child who attends classes at more than one school, complete this survey for each one.

Answered: 17 Skipped: 0



2022-23 EIPS Annual Feedback Survey: Parents and Caregivers

Heritage Hills Elementary									
James Mowat Elementary									
Lakeland Ridge									
Lamont Elementary									
Lamont High									
Mills Haven Elementary									
Mundare School									
Next Step/Outreach									
Pine Street Elementary									
Rudolph Hennig Junior High									
Salisbury Composite High									
Sherwood Heights Juni...									
SouthPointe School									
Strathcona Christian...									
Strathcona Christian...									
Uncas Elementary									
Vegreville Composite High									
Wes Hosford Elementary									
Westboro Elementary									
Win Ferguson Elementary									
Woodbridge Farms...									

2022-23 EIPS Annual Feedback Survey: Parents and Caregivers

0% 10% 20% 30% 40% 50% 60% 70% 80% 90% 100%

2022-23 EIPS Annual Feedback Survey: Parents and Caregivers

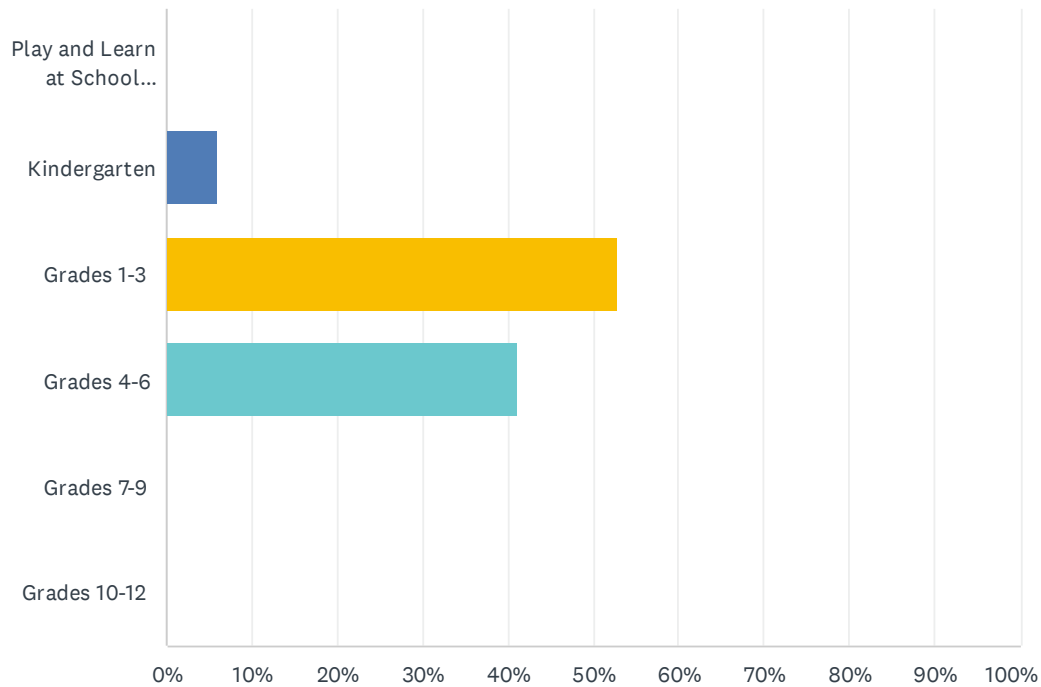
ANSWER CHOICES	RESPONSES	
A.L. Horton Elementary	0.00%	0
Andrew School	0.00%	0
Ardrossan Elementary	0.00%	0
Ardrossan Junior Senior High	0.00%	0
Bev Facey Community High	0.00%	0
Brentwood Elementary	0.00%	0
Bruderheim School	100.00%	17
Clover Bar Junior High	0.00%	0
Davidson Creek Elementary	0.00%	0
École Campbelltown	0.00%	0
École Parc Élémentaire	0.00%	0
F.R. Haythorne Junior High	0.00%	0
Fort Saskatchewan Christian	0.00%	0
Fort Saskatchewan Elementary	0.00%	0
Fort Saskatchewan High	0.00%	0
Fultonvale Elementary Junior High	0.00%	0
Glen Allan Elementary	0.00%	0
Heritage Hills Elementary	0.00%	0
James Mowat Elementary	0.00%	0
Lakeland Ridge	0.00%	0
Lamont Elementary	0.00%	0
Lamont High	0.00%	0
Mills Haven Elementary	0.00%	0
Mundare School	0.00%	0
Next Step/Outreach	0.00%	0
Pine Street Elementary	0.00%	0
Rudolph Hennig Junior High	0.00%	0
Salisbury Composite High	0.00%	0
Sherwood Heights Junior High	0.00%	0
SouthPointe School	0.00%	0
Strathcona Christian Academy Elementary	0.00%	0
Strathcona Christian Academy Secondary	0.00%	0

2022-23 EIPS Annual Feedback Survey: Parents and Caregivers

Uncas Elementary	0.00%	0
Vegreville Composite High	0.00%	0
Wes Hosford Elementary	0.00%	0
Westboro Elementary	0.00%	0
Win Ferguson Elementary	0.00%	0
Woodbridge Farms Elementary	0.00%	0
TOTAL		17

Q2 What grade is your child currently in?

Answered: 17 Skipped: 0



ANSWER CHOICES	RESPONSES	
Play and Learn at School (PALS)	0.00%	0
Kindergarten	5.88%	1
Grades 1-3	52.94%	9
Grades 4-6	41.18%	7
Grades 7-9	0.00%	0
Grades 10-12	0.00%	0
TOTAL		17

Q3 As a result of being in the Play and Learn at School (PALS) program, my child's demonstrating growth in their development.

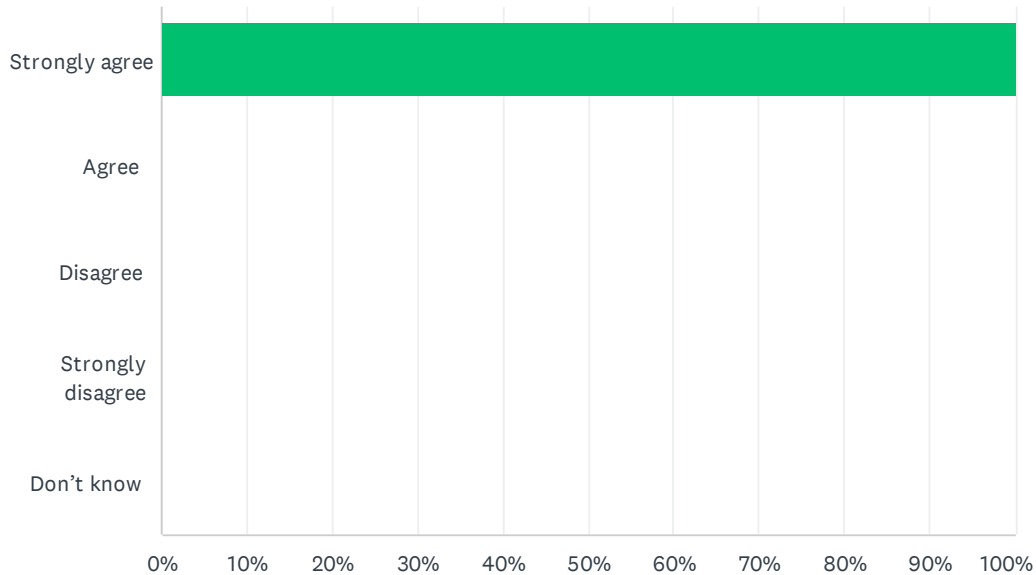
Answered: 0 Skipped: 17

 No matching responses.

ANSWER CHOICES	RESPONSES	
Strongly agree	0.00%	0
Agree	0.00%	0
Disagree	0.00%	0
Strongly disagree	0.00%	0
Don't know	0.00%	0
TOTAL		0

Q4 As a result of being in the kindergarten program, my child's becoming ready to enter Grade 1.

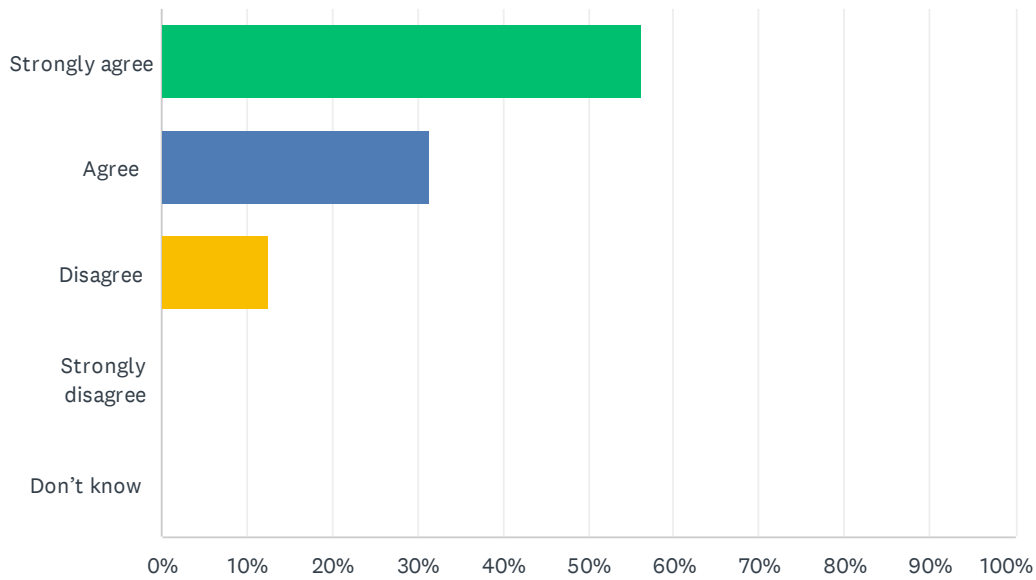
Answered: 1 Skipped: 16



ANSWER CHOICES	RESPONSES	
Strongly agree	100.00%	1
Agree	0.00%	0
Disagree	0.00%	0
Strongly disagree	0.00%	0
Don't know	0.00%	0
TOTAL		1

Q5 My child's individual needs are met.

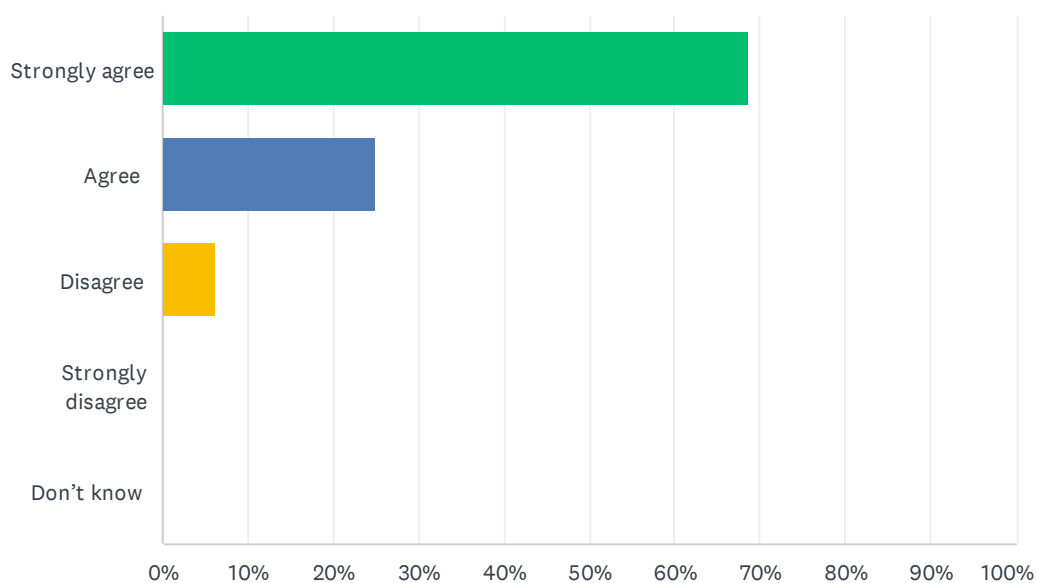
Answered: 16 Skipped: 1



ANSWER CHOICES	RESPONSES	
Strongly agree	56.25%	9
Agree	31.25%	5
Disagree	12.50%	2
Strongly disagree	0.00%	0
Don't know	0.00%	0
TOTAL		16

Q6 My child's encouraged to do their best.

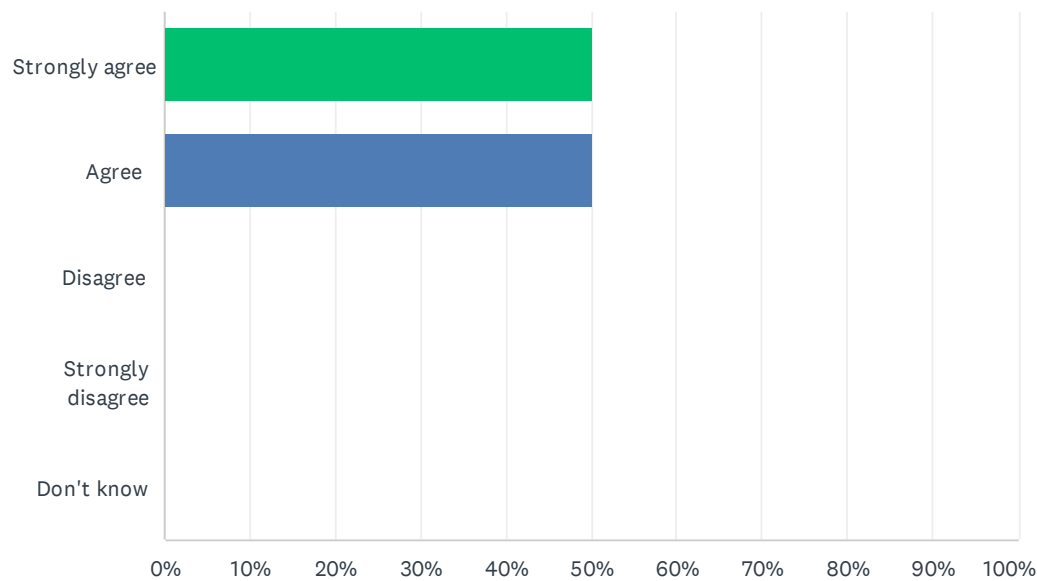
Answered: 16 Skipped: 1



ANSWER CHOICES	RESPONSES	
Strongly agree	68.75%	11
Agree	25.00%	4
Disagree	6.25%	1
Strongly disagree	0.00%	0
Don't know	0.00%	0
TOTAL		16

Q7 My child's demonstrating growth in literacy.

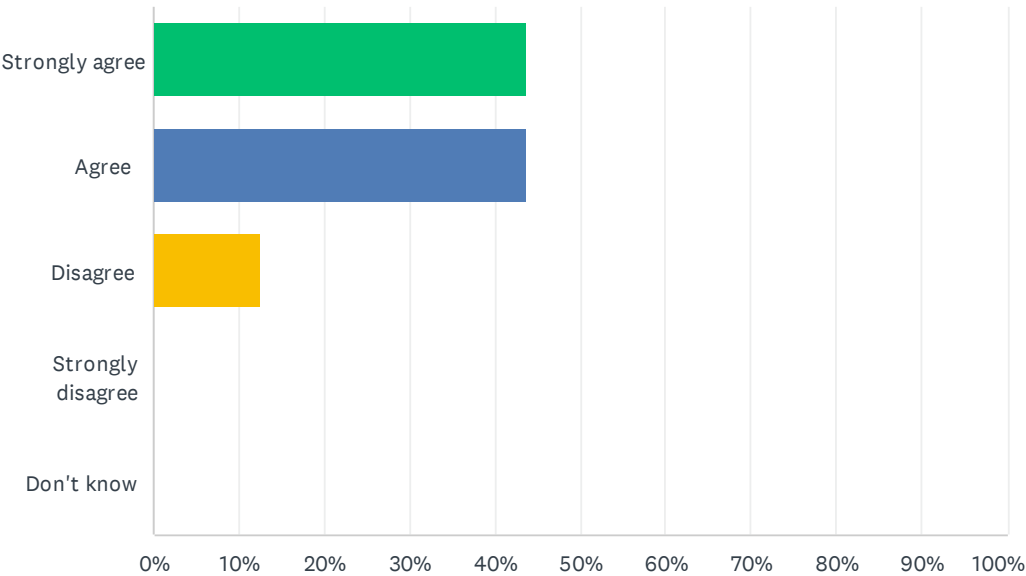
Answered: 16 Skipped: 1



ANSWER CHOICES	RESPONSES	
Strongly agree	50.00%	8
Agree	50.00%	8
Disagree	0.00%	0
Strongly disagree	0.00%	0
Don't know	0.00%	0
TOTAL		16

Q8 My child's demonstrating growth in numeracy.

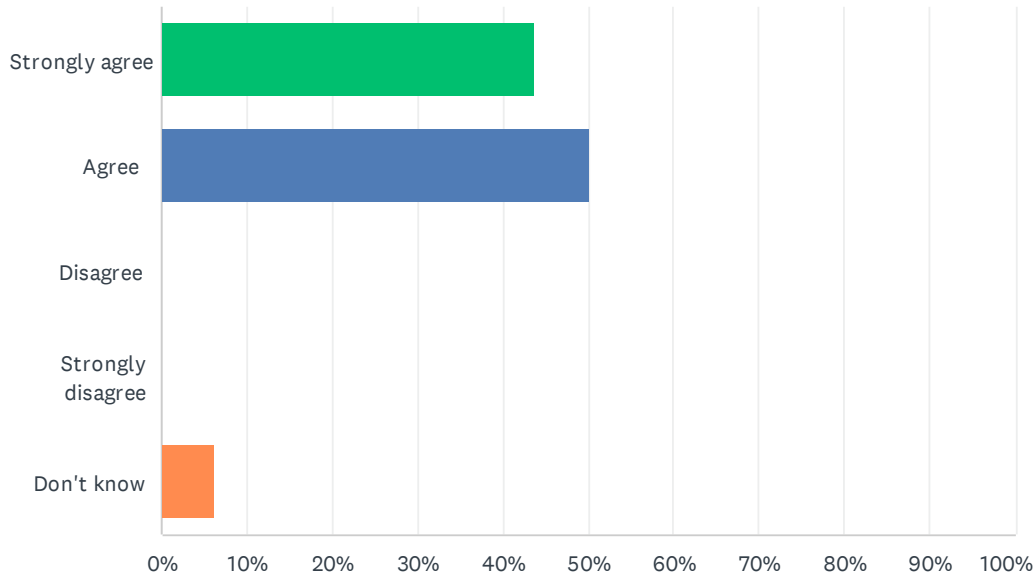
Answered: 16 Skipped: 1



ANSWER CHOICES	RESPONSES	
Strongly agree	43.75%	7
Agree	43.75%	7
Disagree	12.50%	2
Strongly disagree	0.00%	0
Don't know	0.00%	0
TOTAL		16

Q9 My child has an understanding of First Nations, Métis and Inuit culture and history.

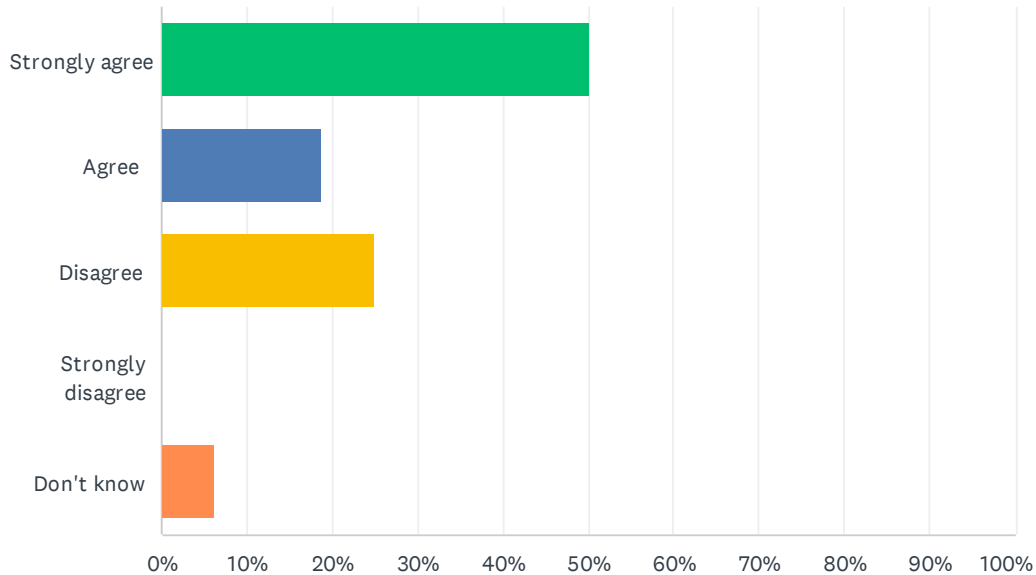
Answered: 16 Skipped: 1



ANSWER CHOICES	RESPONSES	
Strongly agree	43.75%	7
Agree	50.00%	8
Disagree	0.00%	0
Strongly disagree	0.00%	0
Don't know	6.25%	1
TOTAL		16

Q10 My child's learning the knowledge, skills and attitudes necessary to be successful in life.

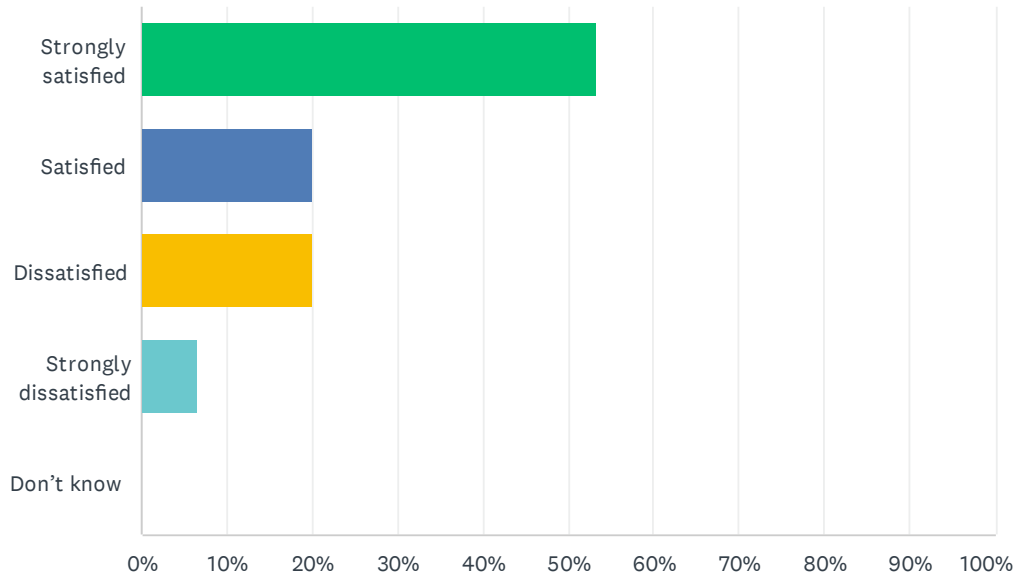
Answered: 16 Skipped: 1



ANSWER CHOICES	RESPONSES	
Strongly agree	50.00%	8
Agree	18.75%	3
Disagree	25.00%	4
Strongly disagree	0.00%	0
Don't know	6.25%	1
TOTAL		16

Q11 How satisfied are you with the quality of education your child's receiving at school?

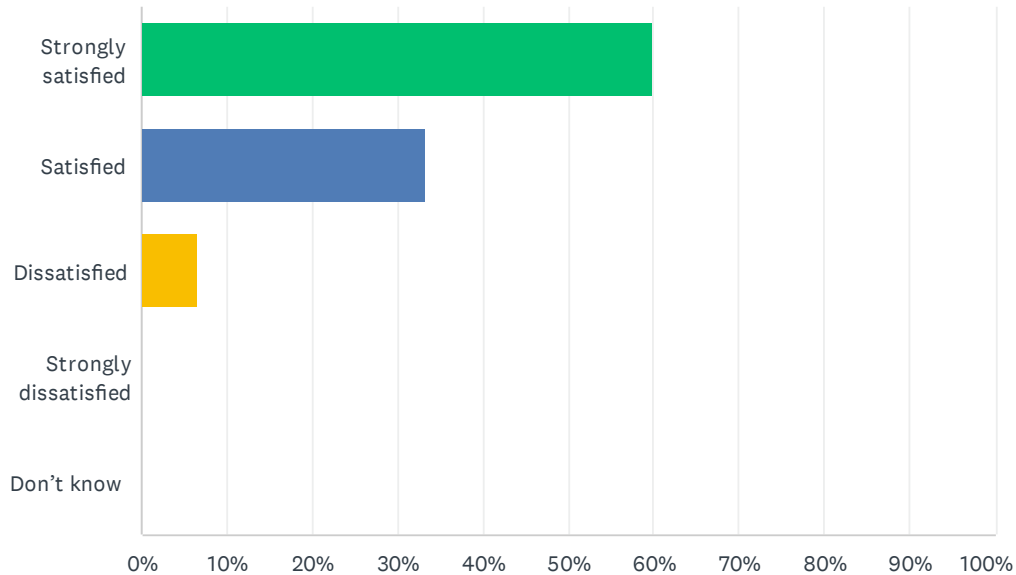
Answered: 15 Skipped: 2



ANSWER CHOICES	RESPONSES	
Strongly satisfied	53.33%	8
Satisfied	20.00%	3
Dissatisfied	20.00%	3
Strongly dissatisfied	6.67%	1
Don't know	0.00%	0
TOTAL		15

Q12 How satisfied are you with the quality of teaching at your child's school?

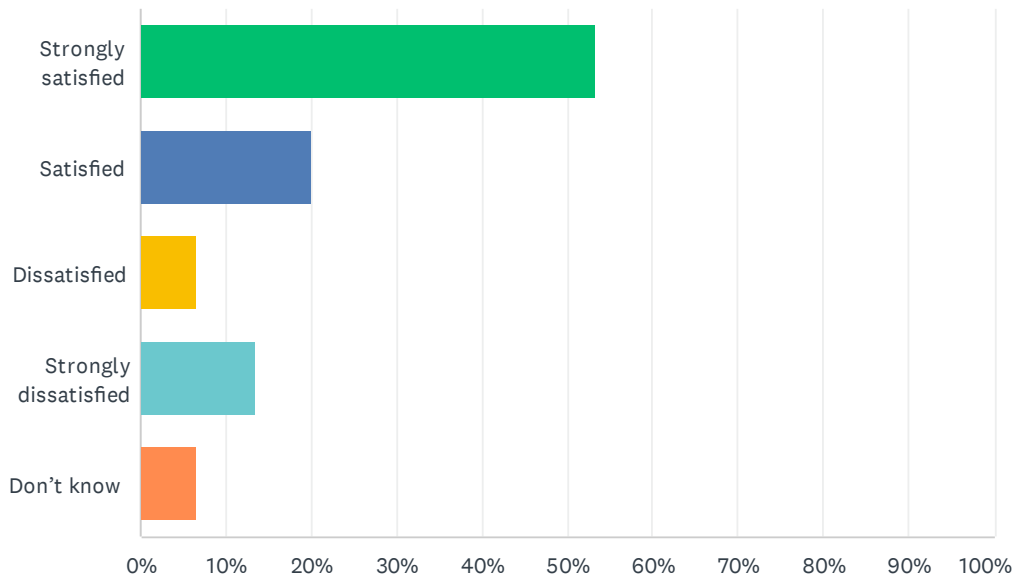
Answered: 15 Skipped: 2



ANSWER CHOICES	RESPONSES	
Strongly satisfied	60.00%	9
Satisfied	33.33%	5
Dissatisfied	6.67%	1
Strongly dissatisfied	0.00%	0
Don't know	0.00%	0
TOTAL		15

Q13 How satisfied are you with the leadership at your child's school?

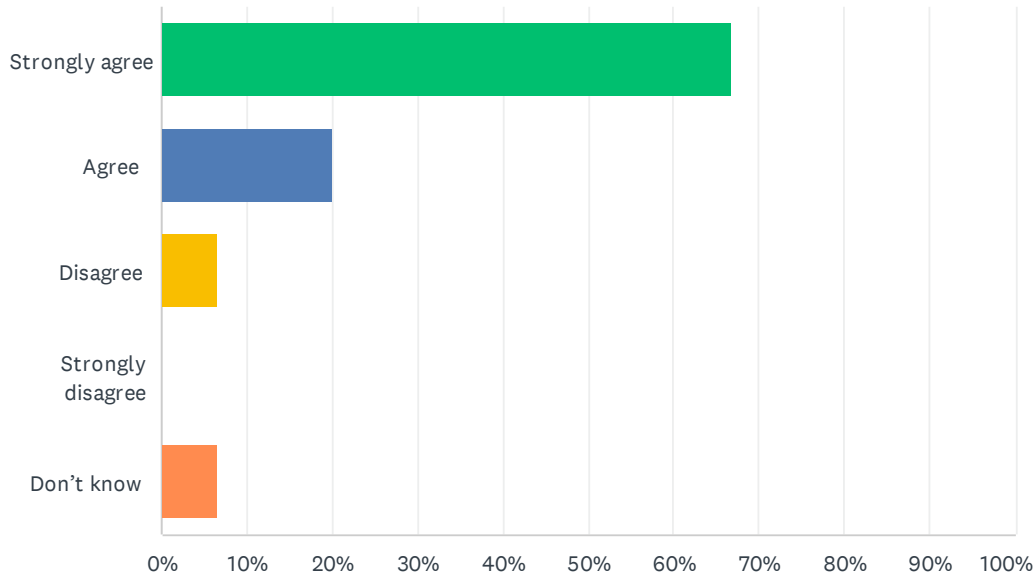
Answered: 15 Skipped: 2



ANSWER CHOICES	RESPONSES	
Strongly satisfied	53.33%	8
Satisfied	20.00%	3
Dissatisfied	6.67%	1
Strongly dissatisfied	13.33%	2
Don't know	6.67%	1
TOTAL		15

Q14 My child's school encourages my child to be a responsible, respectful and engaged citizen.

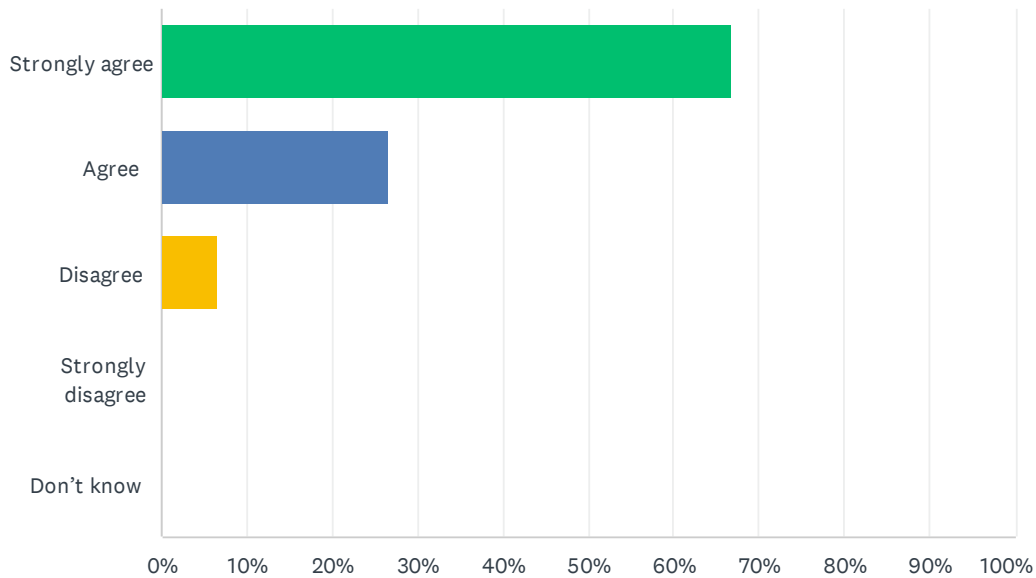
Answered: 15 Skipped: 2



ANSWER CHOICES	RESPONSES	
Strongly agree	66.67%	10
Agree	20.00%	3
Disagree	6.67%	1
Strongly disagree	0.00%	0
Don't know	6.67%	1
TOTAL		15

Q15 School staff care about my child.

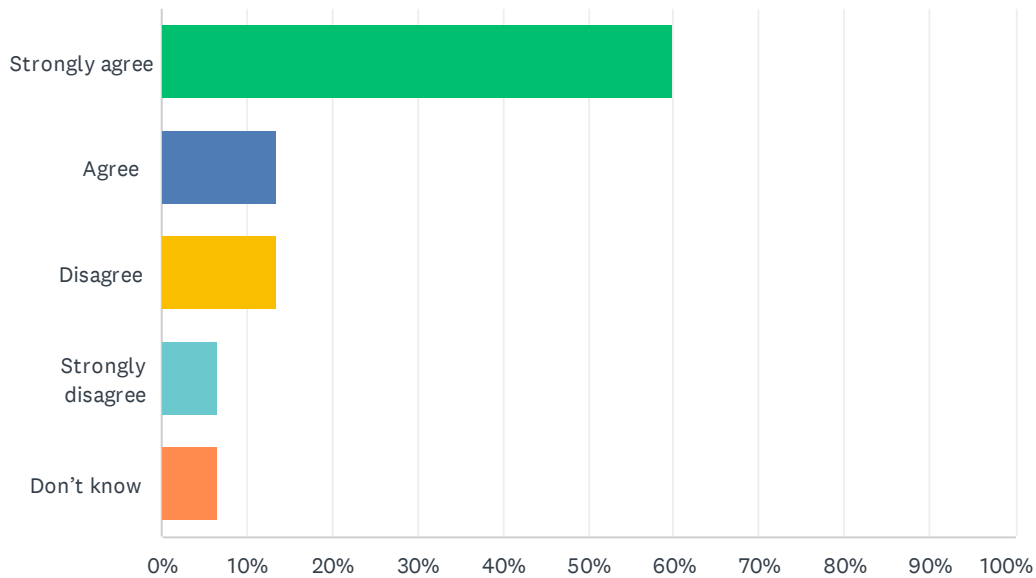
Answered: 15 Skipped: 2



ANSWER CHOICES	RESPONSES	
Strongly agree	66.67%	10
Agree	26.67%	4
Disagree	6.67%	1
Strongly disagree	0.00%	0
Don't know	0.00%	0
TOTAL		15

Q16 My child's school handles discipline fairly and reasonably.

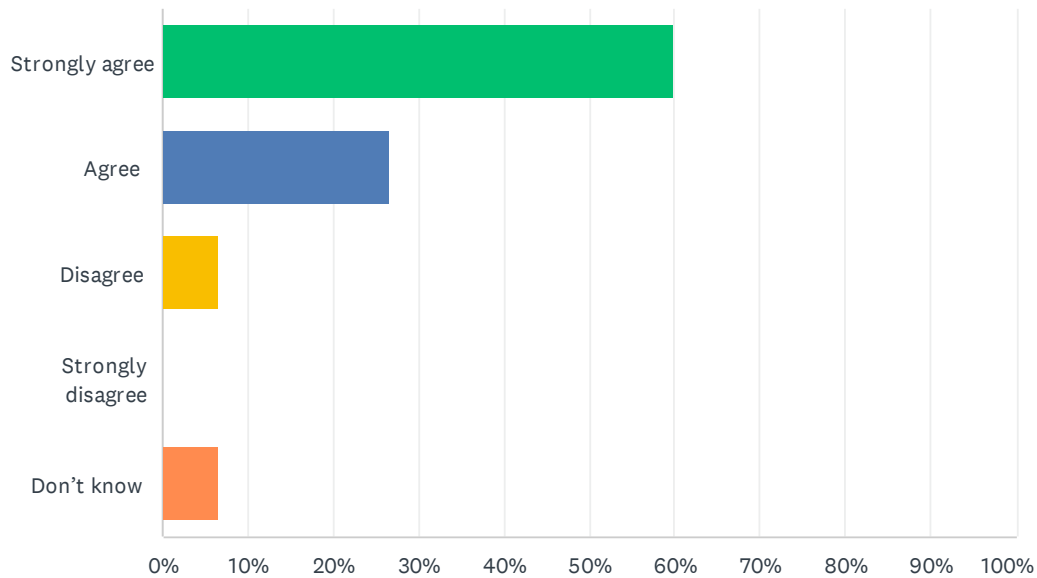
Answered: 15 Skipped: 2



ANSWER CHOICES	RESPONSES	
Strongly agree	60.00%	9
Agree	13.33%	2
Disagree	13.33%	2
Strongly disagree	6.67%	1
Don't know	6.67%	1
TOTAL		15

Q17 My child's school is safe.

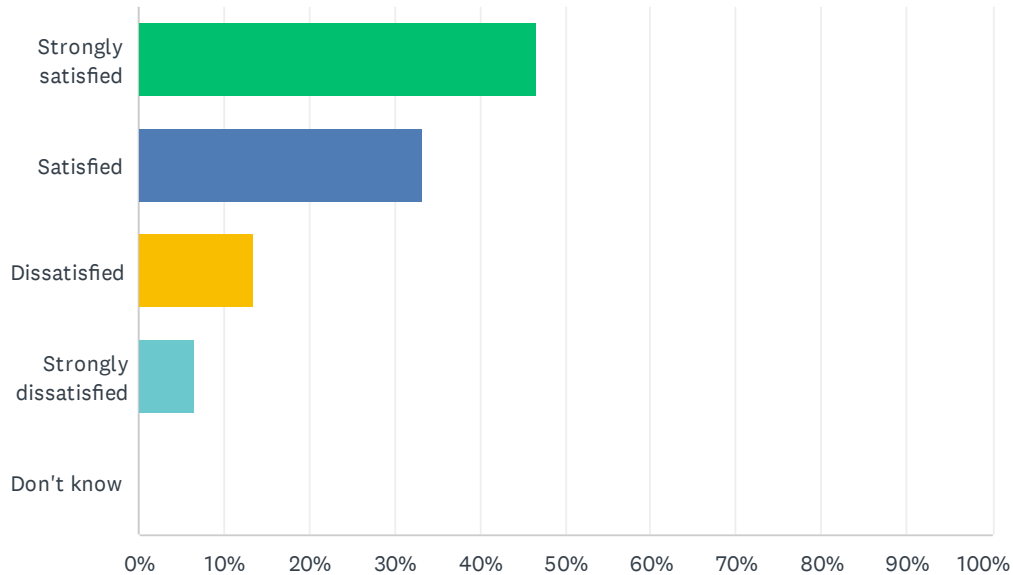
Answered: 15 Skipped: 2



ANSWER CHOICES	RESPONSES	
Strongly agree	60.00%	9
Agree	26.67%	4
Disagree	6.67%	1
Strongly disagree	0.00%	0
Don't know	6.67%	1
TOTAL		15

Q18 How satisfied are you with the resources available to support your child's learning?

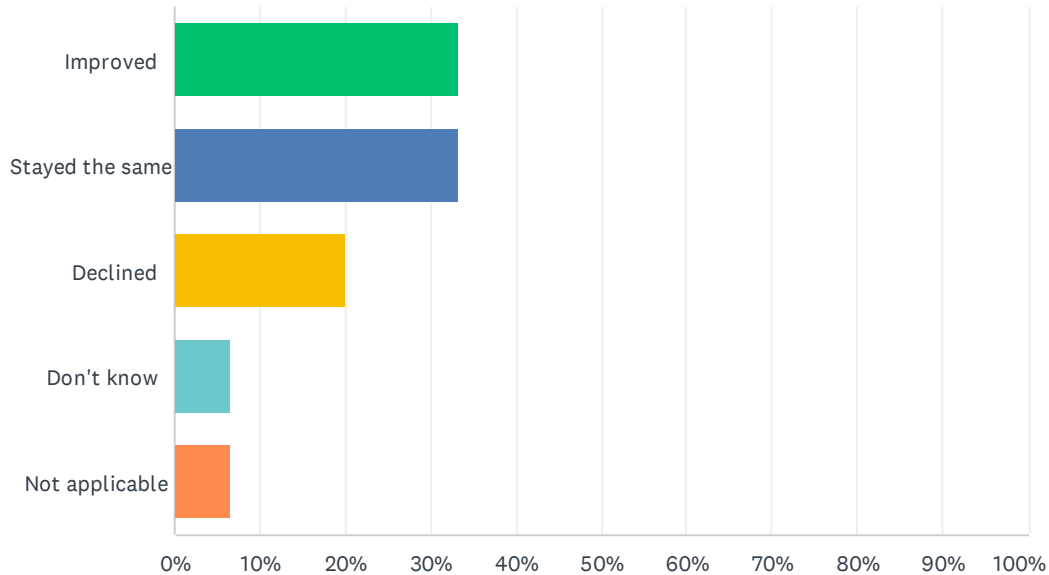
Answered: 15 Skipped: 2



ANSWER CHOICES	RESPONSES	
Strongly satisfied	46.67%	7
Satisfied	33.33%	5
Dissatisfied	13.33%	2
Strongly dissatisfied	6.67%	1
Don't know	0.00%	0
TOTAL		15

Q19 In your opinion, has the quality of education your child's experienced improved, stayed the same or declined in the past three years?

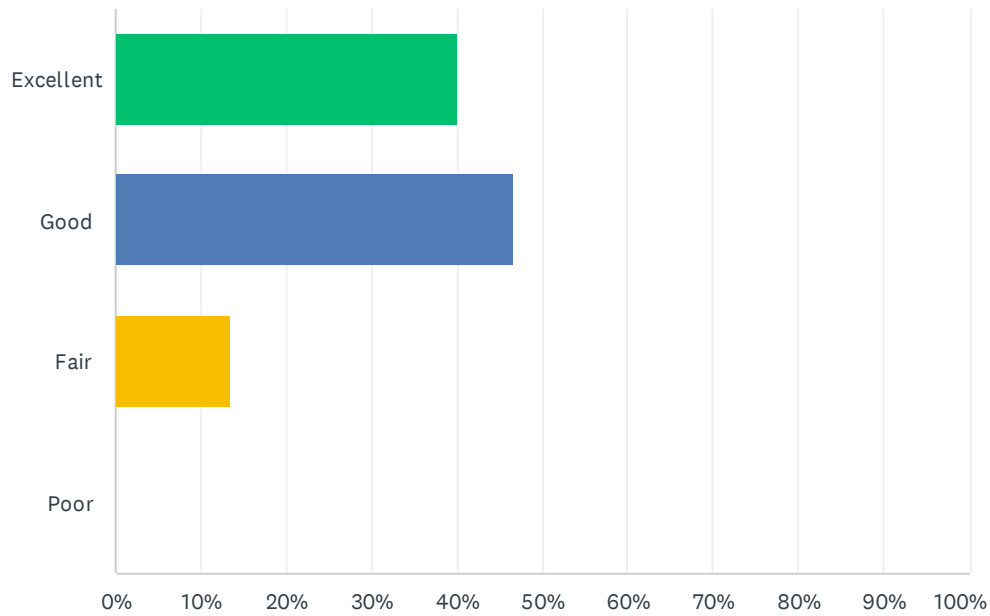
Answered: 15 Skipped: 2



ANSWER CHOICES	RESPONSES	
Improved	33.33%	5
Stayed the same	33.33%	5
Declined	20.00%	3
Don't know	6.67%	1
Not applicable	6.67%	1
TOTAL		15

Q20 How do you rate the physical condition of your child's school?

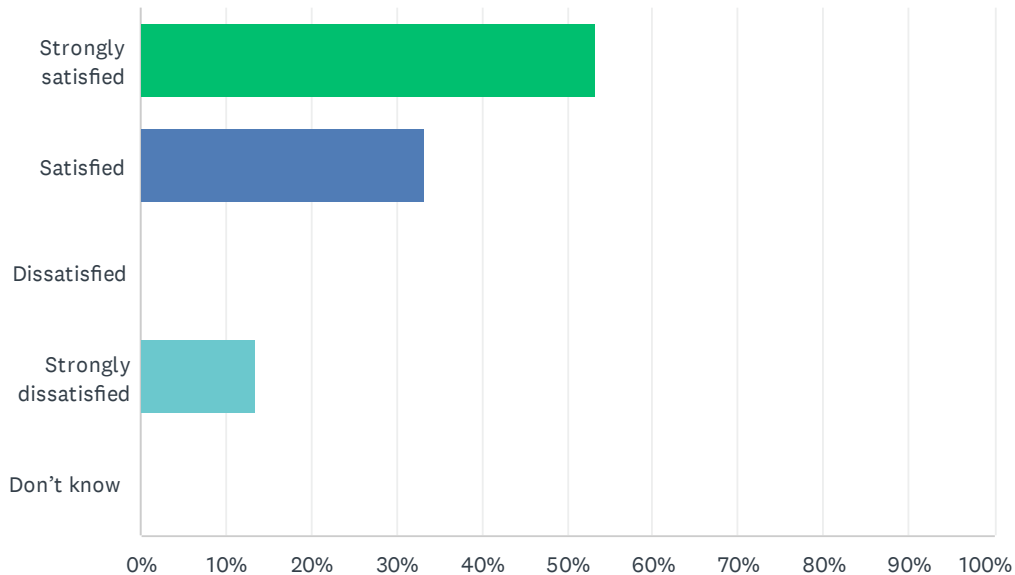
Answered: 15 Skipped: 2



ANSWER CHOICES	RESPONSES	
Excellent	40.00%	6
Good	46.67%	7
Fair	13.33%	2
Poor	0.00%	0
TOTAL		15

Q21 How satisfied are you with the opportunities provided to be involved in your child's education? Refer to the EIPS Parent Engagement overview for examples of involvement and engagement opportunities that help support student success.

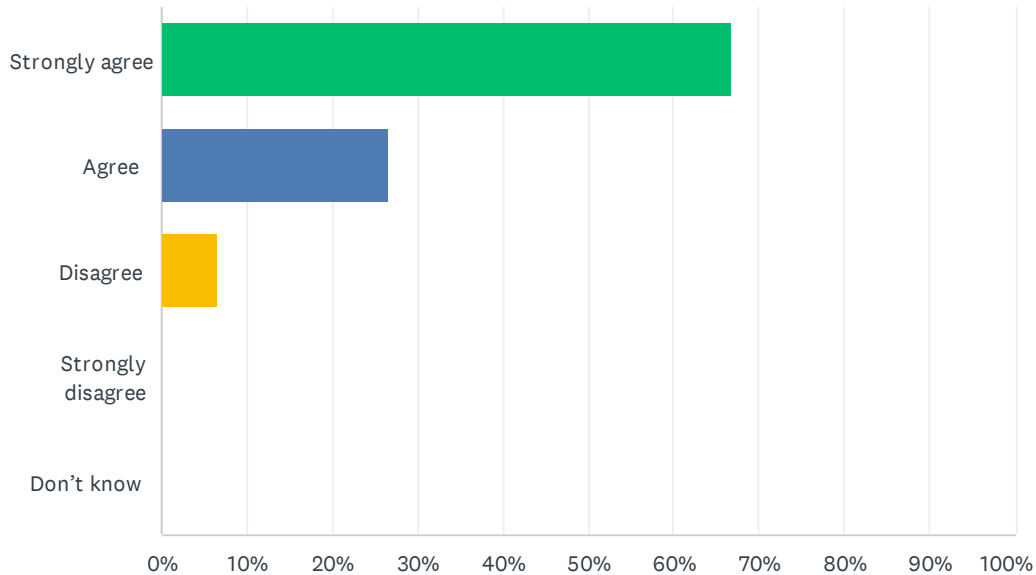
Answered: 15 Skipped: 2



ANSWER CHOICES	RESPONSES	
Strongly satisfied	53.33%	8
Satisfied	33.33%	5
Dissatisfied	0.00%	0
Strongly dissatisfied	13.33%	2
Don't know	0.00%	0
TOTAL		15

Q22 The school keeps me informed about my child's progress and achievement.

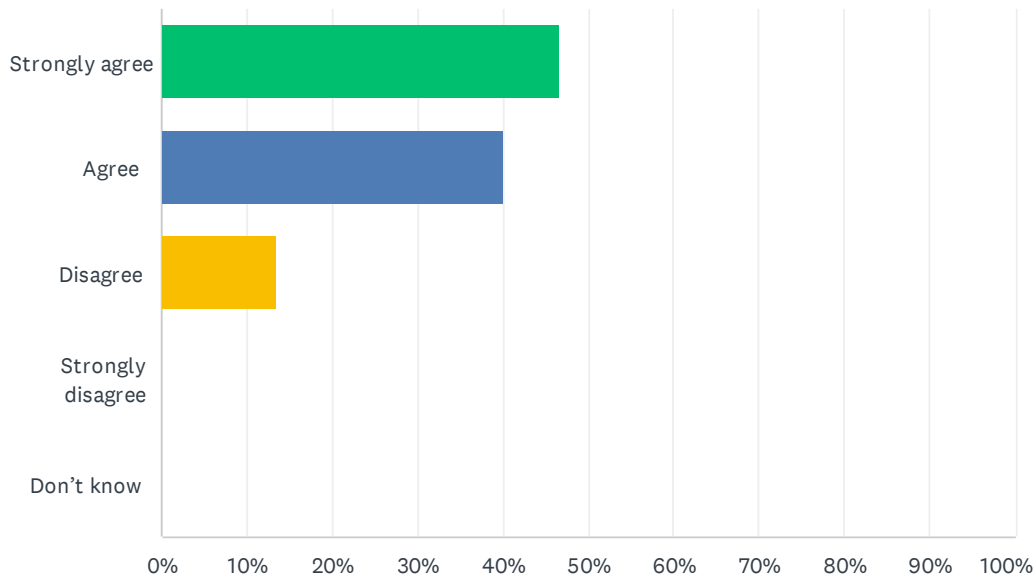
Answered: 15 Skipped: 2



ANSWER CHOICES	RESPONSES	
Strongly agree	66.67%	10
Agree	26.67%	4
Disagree	6.67%	1
Strongly disagree	0.00%	0
Don't know	0.00%	0
TOTAL		15

Q23 There is open and honest communication within my child's school.

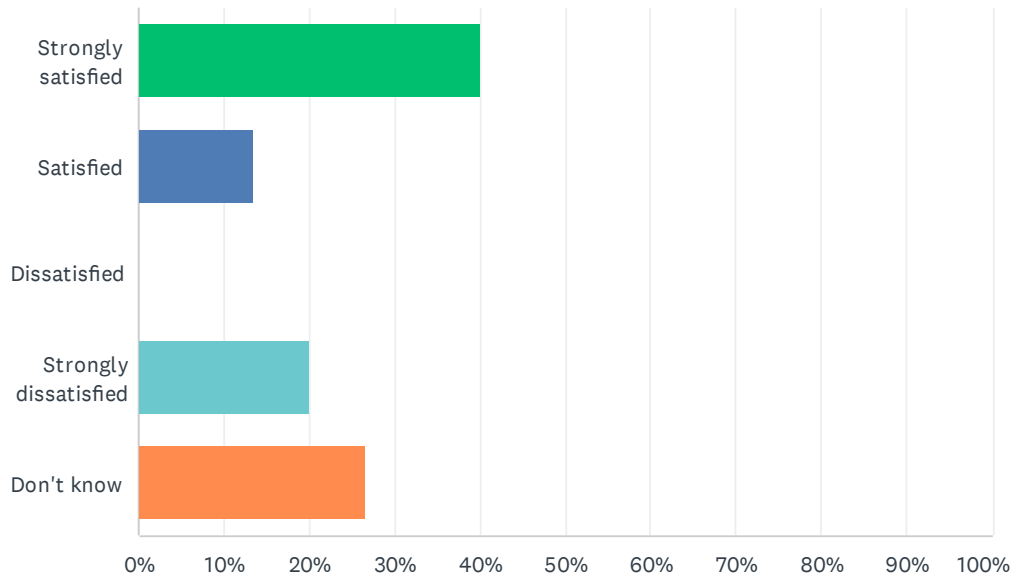
Answered: 15 Skipped: 2



ANSWER CHOICES	RESPONSES	
Strongly agree	46.67%	7
Agree	40.00%	6
Disagree	13.33%	2
Strongly disagree	0.00%	0
Don't know	0.00%	0
TOTAL		15

Q24 How satisfied are you with the Division's commitment to engaging stakeholders—including parents and caregivers—about matters that affect decision-making and public education?

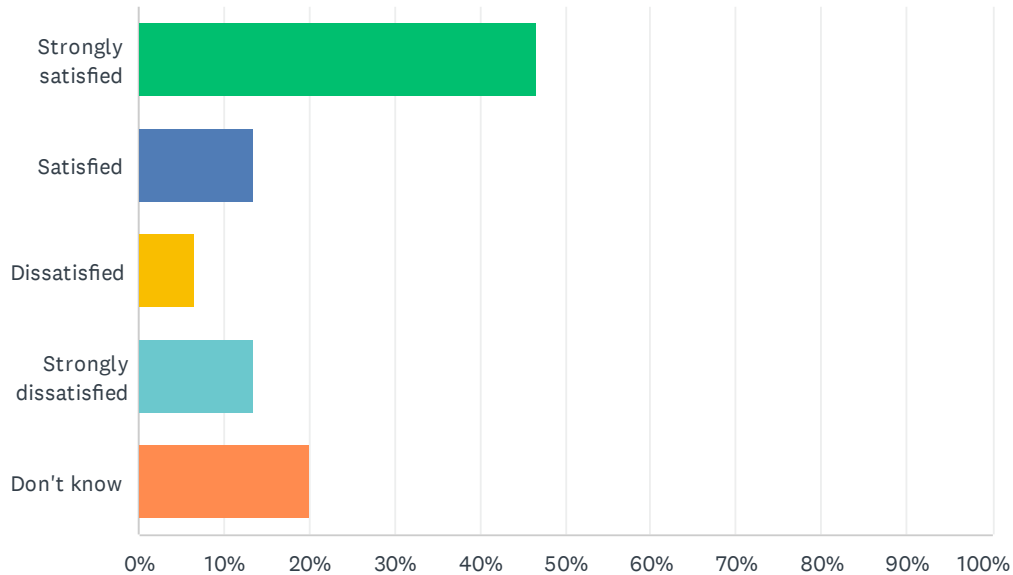
Answered: 15 Skipped: 2



ANSWER CHOICES	RESPONSES	
Strongly satisfied	40.00%	6
Satisfied	13.33%	2
Dissatisfied	0.00%	0
Strongly dissatisfied	20.00%	3
Don't know	26.67%	4
TOTAL		15

Q25 How satisfied are you with the Division's commitment to advocating for public education?

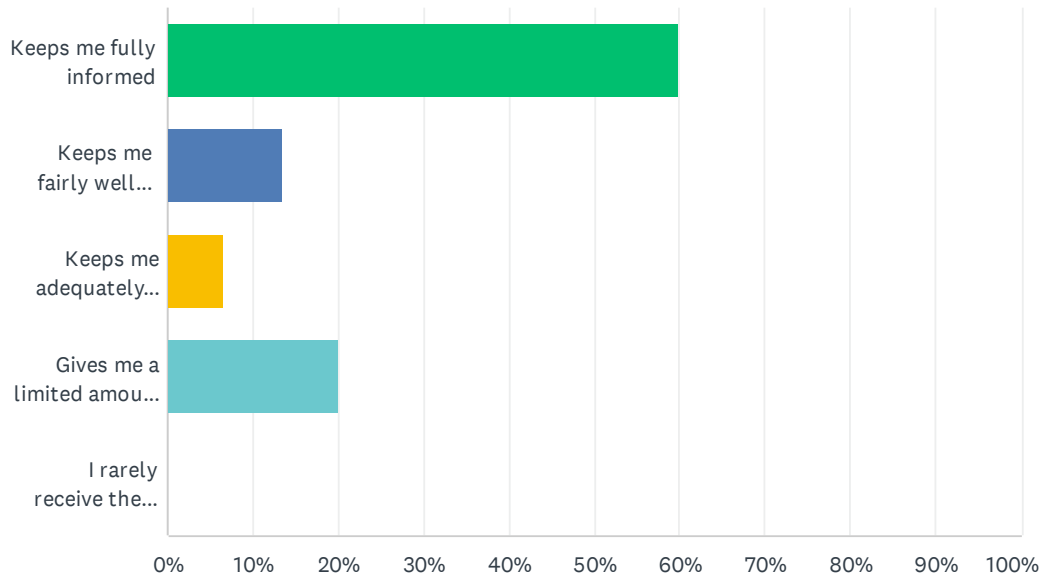
Answered: 15 Skipped: 2



ANSWER CHOICES	RESPONSES	
Strongly satisfied	46.67%	7
Satisfied	13.33%	2
Dissatisfied	6.67%	1
Strongly dissatisfied	13.33%	2
Don't know	20.00%	3
TOTAL		15

Q26 Elk Island Public Schools appreciates the opportunity to stay connected with parents about news, activities, programs and other matters of importance. What is your impression of the communication you receive from your child's school?

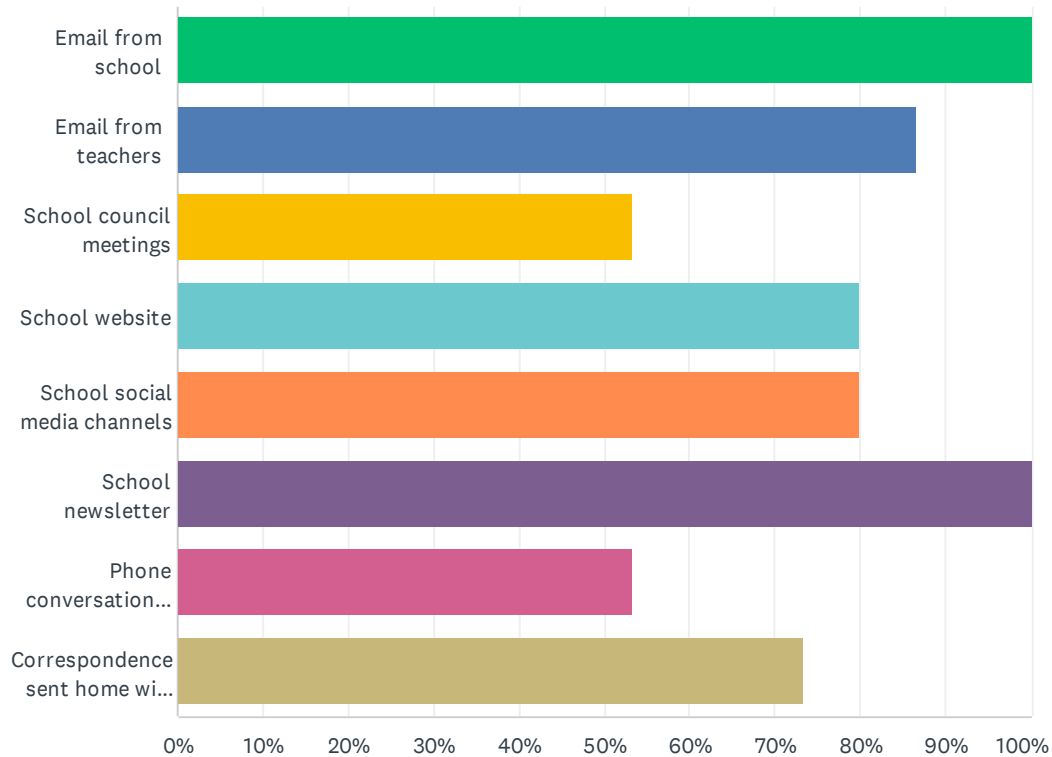
Answered: 15 Skipped: 2



ANSWER CHOICES	RESPONSES	
Keeps me fully informed	60.00%	9
Keeps me fairly well informed	13.33%	2
Keeps me adequately informed	6.67%	1
Gives me a limited amount of information	20.00%	3
I rarely receive the information I need	0.00%	0
TOTAL		15

Q27 Do you regularly make use of the following to keep up to date on school activities, programs, etc.? Check all that apply.

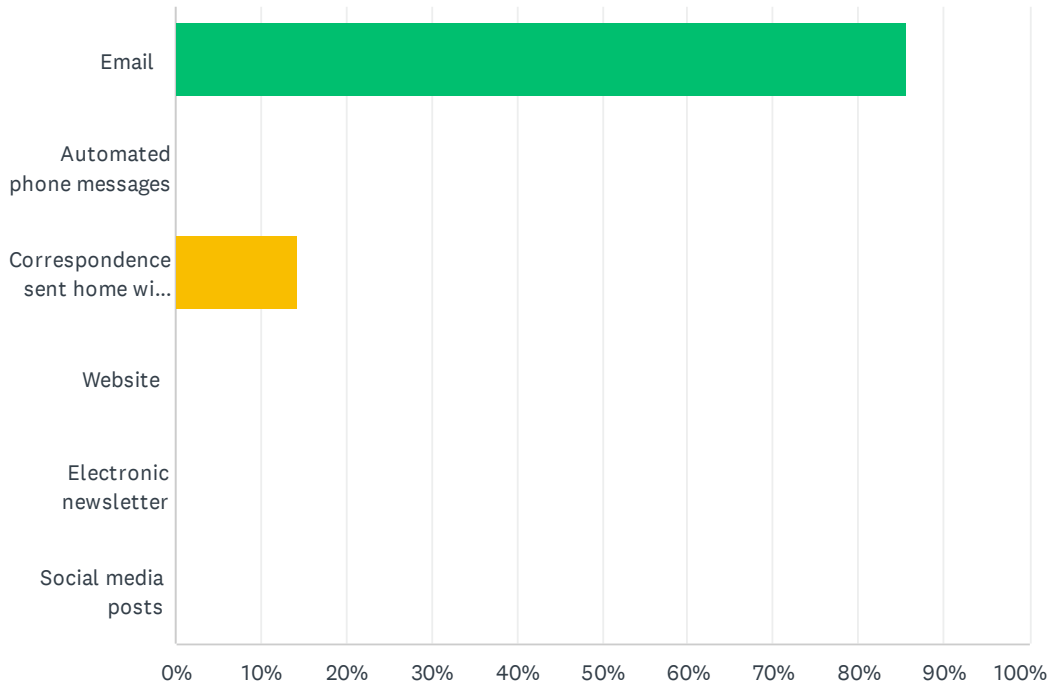
Answered: 15 Skipped: 2



ANSWER CHOICES	RESPONSES	
Email from school	100.00%	15
Email from teachers	86.67%	13
School council meetings	53.33%	8
School website	80.00%	12
School social media channels	80.00%	12
School newsletter	100.00%	15
Phone conversations with the school or teachers	53.33%	8
Correspondence sent home with my child	73.33%	11
Total Respondents: 15		

Q28 What is your most preferred method of communication from the school and Division?

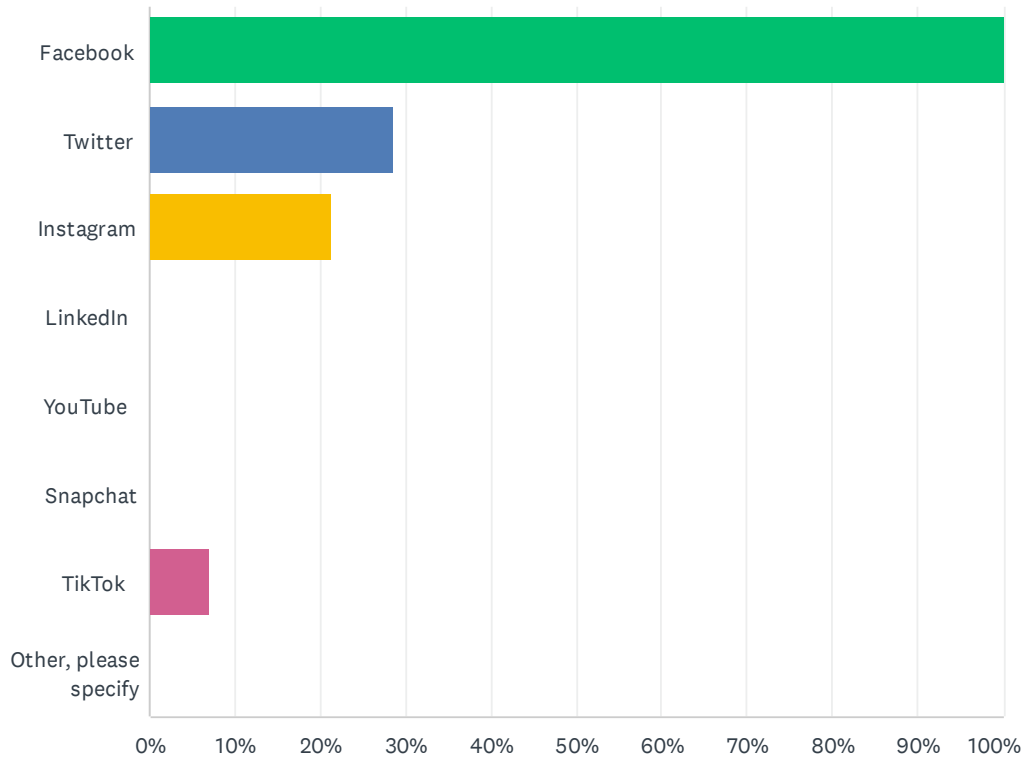
Answered: 14 Skipped: 3



ANSWER CHOICES	RESPONSES	
Email	85.71%	12
Automated phone messages	0.00%	0
Correspondence sent home with my child	14.29%	2
Website	0.00%	0
Electronic newsletter	0.00%	0
Social media posts	0.00%	0
TOTAL		14

Q29 The Division and schools often share news and information on social media. Which of the following platforms do you use? Check all that apply.

Answered: 14 Skipped: 3



ANSWER CHOICES	RESPONSES	
Facebook	100.00%	14
Twitter	28.57%	4
Instagram	21.43%	3
LinkedIn	0.00%	0
YouTube	0.00%	0
Snapchat	0.00%	0
TikTok	7.14%	1
Other, please specify	0.00%	0
Total Respondents: 14		